

Summer 2022 Internship Report

Overview

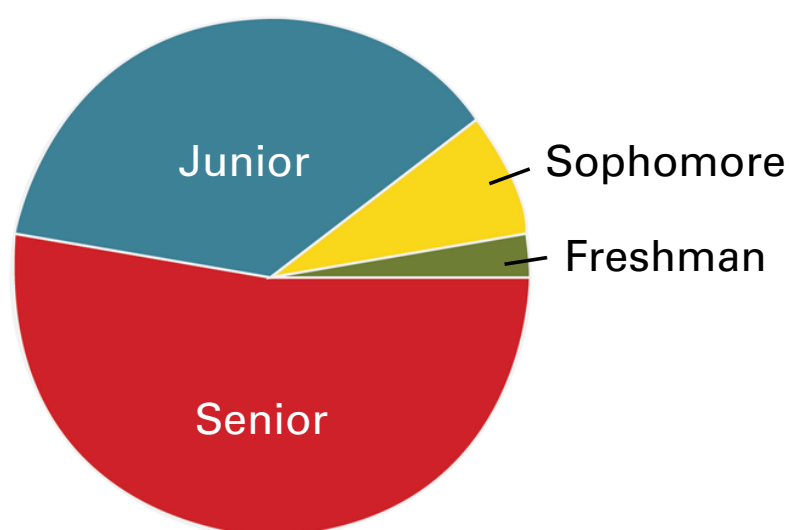
At the beginning of the Fall 2022 semester, we surveyed over 1,700 Poole College of Management undergraduate students and asked them to tell us about their summer internship experiences.

Student Academic

Major

Economics	5.9%
Business Administration	81.1%
Accounting	13%

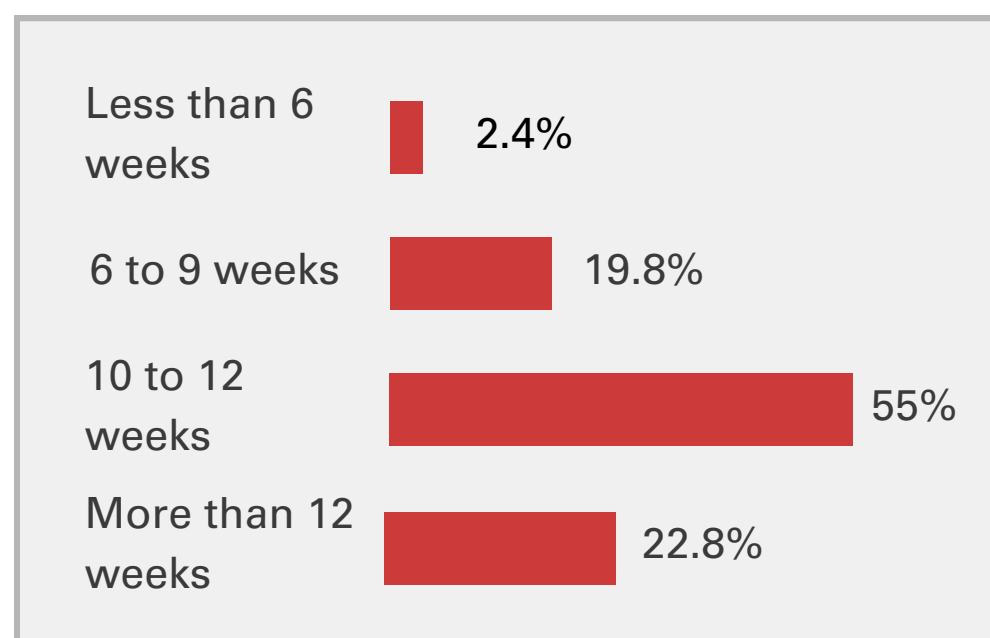
Breakdown by Class



Resource to Find Position

Career Fair	7.4%
ePACK	13.5%
Faculty Referral	3.7%
LinkedIn	30.4%
Networking	27%
Other	18.1%

Length of Internship

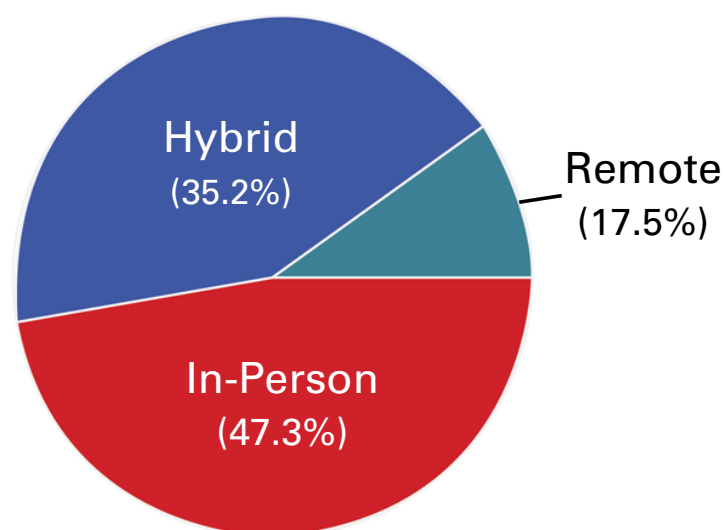


Facts

- 94% of the internships were paid
- *Average compensation was \$19.55/hr (US) and \$19.16/hr (NC)
- Students worked an average of 35.4 hours per week
- On average, students interviewed 2.5 times prior to accepting their internship

*Of students who reported an hourly compensation rate

Internship Style



NC STATE. Think and do.

Learn more at poole.ncsu.edu
poole_careers@ncsu.edu

NC STATE

Poole College of Management
Career Center