

# Summer 2023 Internship Report

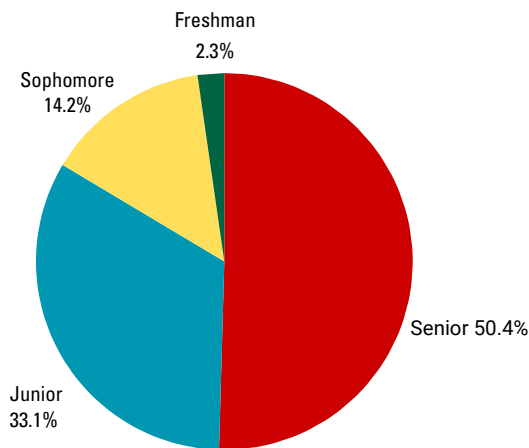
## Overview

At the beginning of the Fall 2023 semester, we surveyed over 1,600 Poole College of Management undergraduate students and asked them to tell us about their summer internship experiences.

## Student Academic Major

Economics	69.6%
Business Administration	9.3%
Accounting	6.2%

## Breakdown by Class



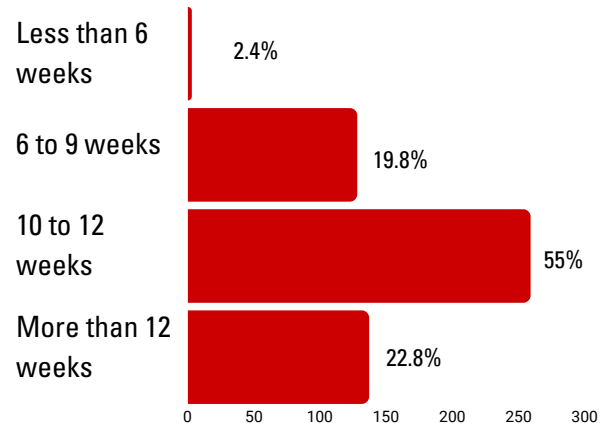
## Resource to Find Position

Career Fair	2%
ePACK	9.1%
Faculty Referral	1.5%
LinkedIn	19.9%
Networking Other	28.3%
	18%

## NC STATE. Think and Do.

Learn more at [poole.ncsu.edu](http://poole.ncsu.edu)  
[poole\\_careers@ncsu.edu](mailto:poole_careers@ncsu.edu)

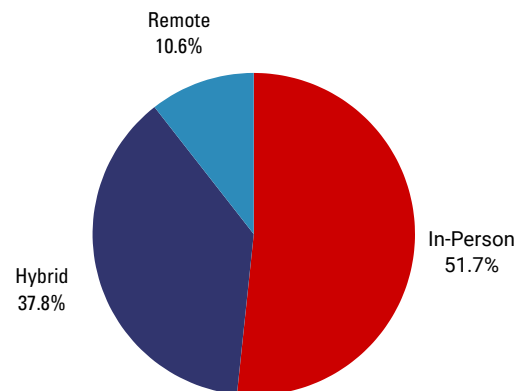
## Length of Internship



## Facts

- 94.7% of the internships were paid.
- \*Average compensation \$19.88/hr (US)
- Students worked an average of 19.78 hours per week.
- On average, students interviewed 6 times prior to accepting their internship.

## Internship Style



**NC STATE** Poole College of Management  
Career Center